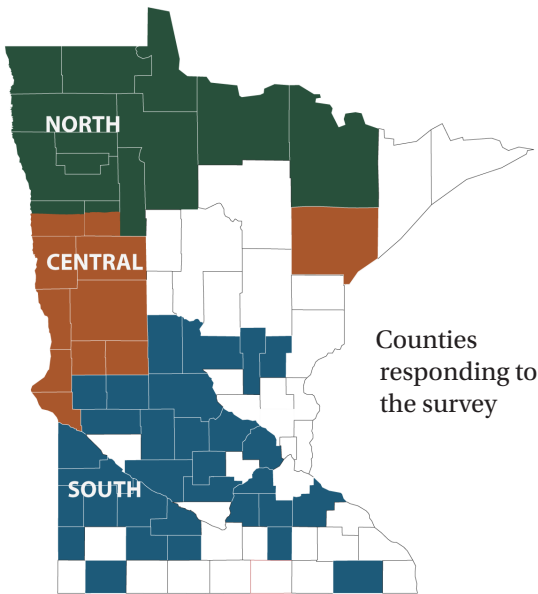


2017 Minnesota Wheat Varieties

We would like to thank all of the Minnesota wheat producers who responded to our annual wheat variety survey. The results of this survey help guide our U of M spring wheat breeder, Jim Anderson, in developing suitable varieties for production in Minnesota. The results of the survey tell us what varieties are most popular, and what characteristics are most important to you as growers. We hope that this will improve in the future. Next year, when you receive the survey, please take a few minutes to complete and return it.

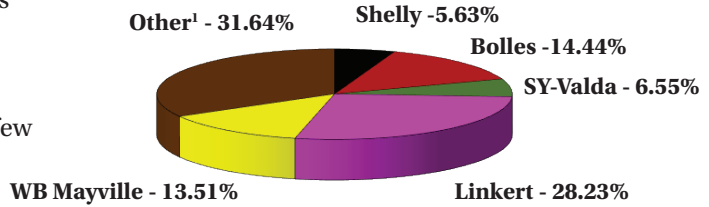
Survey Findings

- Linkert was the most popular variety statewide, with 28.23% of the acreage planted in 2017.
- Second most popular was Bolles at 14.44% of the state's acreage in 2017.
- Third on the list was WB-Mayville at 13.51%, followed by SY-Valda at 6.55% and Shelly at 5.63%.
- In the northern growing regions of the state, Linkert was the most popular variety with 29.67%.
- Bolles was the most popular variety in the central growing region, with 25.87% of the acres planted.
- In the southern region, Faller was first on the list at 18.94% acres planted.

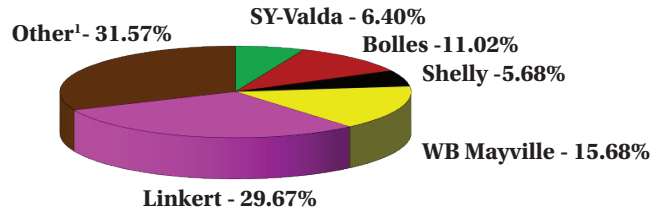


Minnesota Wheat Research & Promotion Council
 2600 Wheat Drive • Red Lake Falls, MN 56750
 800-242-6118 • email: mnwheat@gvtel.com

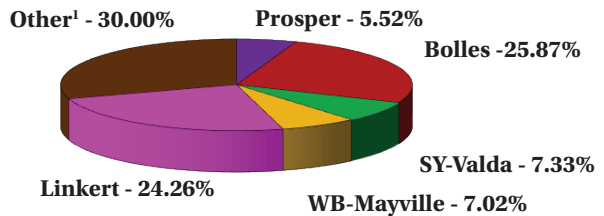
Top Five Varieties in Minnesota, 2017 Total Acres Surveyed in 2017: 400,247



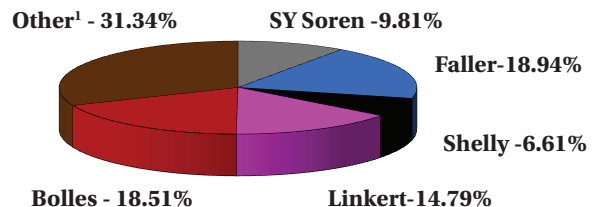
Top Five Varieties in Northern Minnesota, 2017 Total Acres Surveyed in 2017: 305,030



Top Five Varieties in Central Minnesota, 2017 Total Acres Surveyed in 2017: 88,848



Top Five Varieties in Southern Minnesota, 2017 Total Acres Surveyed in 2017: 6,369



¹ Other includes varieties not listed and unknown varieties.

2017 vs 2016 Spring Wheat Variety

Variety	Release Date	Entire State 2017	Entire State 2016	Entire State 2015	Northern 2017	Northern 2016	Northern 2015	Central 2017	Central 2016	Central 2015	Southern 2017	Southern 2016	Southern 2015
Linkert	2013 U OF M	28.23%	27.81%	13.49%	29.67%	30.08%	15.85%	24.26%	16.51%	6.32%	14.79%	31.35%	5.37%
Bolles	2015 U of M	14.44%	8.80%	0.44%	11.02%	7.42%	0.40%	25.87%	15.64%	0.59%	18.51%	6.70%	0.00%
WB-Mayville	2011 WestBred	13.51%	13.12%	13.64%	15.68%	15.93%	16.10%	7.02%	2.81%	6.52%	0.00%	4.23%	0.00%
SY-Valda	2015 Syngenta	6.55%	2.99%	0.29%	6.40%	3.20%	0.18%	7.33%	2.83%	0.66%	3.41%	0.00%	0.37%
Shelly	2016 U OF M	5.63%	0.52%	0.00%	5.68%	0.43%	0.00%	5.42%	0.80%	0.00%	6.61%	1.02%	0.00%
Prosper	2011 NDSU	4.58%	10.18%	16.61%	4.29%	9.26%	14.30%	5.52%	13.65%	23.89%	5.17%	12.78%	20.38%
TCG-Spitfire	2016 21st Century Genetics	4.19%	1.51%	0.06%	4.82%	1.82%	0.08%	2.31%	0.46%	0.00%	0.00%	0.27%	0.00%
SY-Ingmar	2014 Syngenta	3.99%	3.10%	2.36%	4.38%	3.00%	2.42%	2.71%	3.92%	2.24%	3.49%	1.64%	1.02%
Faller	2007 NDSU	2.49%	6.03%	12.19%	1.84%	5.52%	11.12%	3.56%	8.51%	15.52%	18.94%	5.34%	14.34%
Samson	2007 WestBred	2.37%	4.66%	2.78%	2.90%	5.96%	3.42%	0.73%	0.00%	0.85%	0.00%	0.00%	0.00%
SY-Soren	2011 AgriPro	2.28%	4.58%	6.99%	1.89%	3.59%	5.37%	3.06%	7.18%	12.10%	9.81%	11.51%	9.58%
Rollag	2011 U of M	1.32%	2.35%	4.05%	1.12%	1.80%	3.97%	2.10%	2.18%	4.15%	0.00%	12.21%	6.13%
HRS 3419	2014 Croplan	0.93%	0.91%	0.11%	1.01%	1.10%	0.11%	0.67%	0.16%	0.13%	0.66%	0.43%	0.00%
HRS 3530	2015 Croplan	0.76%	0.24%	0.00%	0.97%	0.30%	0.00%	0.09%	0.00%	0.00%	0.00%	0.00%	0.00%
LCS Albany	2008 Limagrain Cereal Seeds	0.75%	1.60%	2.56%	0.99%	1.86%	3.23%	0.00%	0.89%	0.43%	0.00%	0.00%	1.69%
Vantage	2007 WestBred	0.74%	1.14%	0.75%	0.22%	0.81%	0.40%	2.23%	2.72%	1.81%	4.91%	0.79%	2.11%
Barlow	2009 NDSU	0.54%	0.39%	0.72%	0.50%	0.23%	0.43%	0.73%	1.24%	0.83%	0.00%	0.00%	13.01%
Forefront	2012 SDSU	0.51%	2.37%	7.07%	0.23%	0.54%	5.70%	1.21%	10.32%	11.25%	3.89%	3.60%	11.59%
Lang-MN	2017 U of M	0.51%			0.53%			0.46%			0.00%		
WB 9653	2015 WestBred	0.51%	0.50%	0.13%	0.67%	0.61%	0.15%	0.00%	0.12%	0.08%	0.00%	0.00%	0.00%
LCS Breakaway	2012 Limagrain Cereal Seeds	0.47%	0.60%	0.81%	0.61%	0.57%	0.75%	0.00%	0.52%	1.06%	0.00%	1.35%	0.00%
Granite	2002 WestBred	0.38%	0.41%	1.16%	0.24%	0.33%	1.08%	0.71%	0.73%	1.07%	2.20%	0.59%	6.31%
WB 9590		0.32%	n/a	n/a	0.26%	n/a	n/a	0.53%	n/a	n/a	0.00%	n/a	n/a
LCS Iguacu	2014 Limagrain Cereal Seeds	0.31%	0.51%	0.95%	0.41%	0.61%	1.14%	0.00%	0.19%	0.20%	0.00%	0.00%	3.04%
Prevail	2014 SDSU	0.31%	0.51%	0.09%	0.33%	0.10%	0.00%	0.03%	2.10%	0.29%	2.90%	1.50%	1.29%
RB07	2007 U of M	0.30%	0.44%	0.65%	0.18%	0.29%	0.68%	0.65%	0.73%	0.52%	0.94%	1.76%	1.05%
Other		3.08%	4.72%	12.02%	3.16%	4.58%	12.98%	2.80%	5.82%	9.45%	3.77%	2.80%	2.74%
Totals		100.0%	100.0%	99.92%	100.0%	100.0%	99.86%	100.0%	100.0%	99.96%	100.0%	99.9%	100.02%